

MGK ELD

.....

ELD System

TRUST ELD ensures FMCSA compliance and delivers superior safety and productivity for any fleet

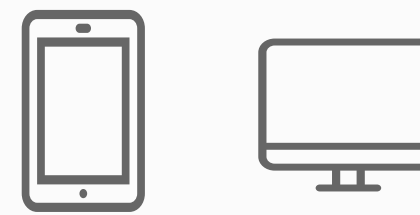
<https://app.reliableld.one/.com>
TRUST ELD - Electronic Logging Device

Main Features

ELD Compliance and much more

Automatic HOS

Automatic hours of service calculation and violation alerts.
Automatic recording of driving time, miles and locations.

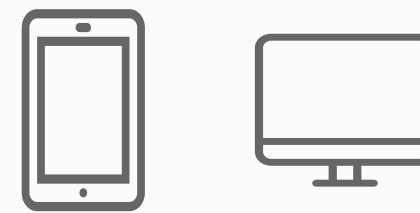


Compliance Monitoring

Monitor your drivers' hours of service logs and DVIRs.
Receive alerts to prevent violations.

DOT Inspection Mode

Simply show logs on your phone or tablet.
No printer needed.

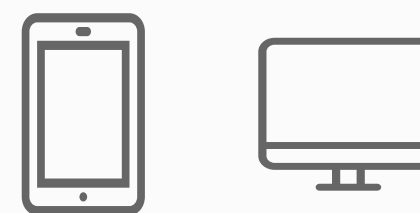


Fleet Tracking

Track your vehicles in real time and view their
location history.

Multiple HOS Rules

Compliant with multiple HOS rules including
Property/Passenger 60-hour/7-day & 70-hour/8-day.

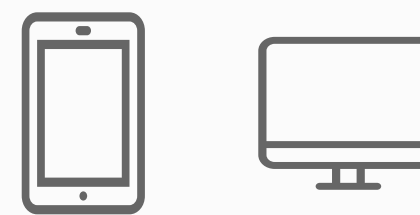


IFTA reporting

Automatic IFTA state mileage reporting saves you
time and money.

Electronic DVIR

Vehicle inspection reports are created and
submitted in seconds.




Access Permissions

Manage permissions for fleet managers, compliance
officers, drivers, accountants, brokers and customers

ELD Components

Things You Need To Stay Compliant

Logging Device



Simply plug Electronic Logging Device into a vehicle ECM port and start recording driving hours and miles automatically.

Logbook App



Logbook app connects to Electronic Logging Device via bluetooth and displays recorded driving time to a driver.

Tablet/Smartphone



ELD & App work great with most tablets and smartphones. Use your own or purchase devices and data plans from us.

Install & Connect ELD

ELDs are installed within minutes



✓ **Locate ECM (diagnostic) port**

Locate ECM (diagnostic) port inside of your vehicle. Look for 9-pin or 6-pin circular ports in heavy duty vehicles. Look for OBDII port in light/medium duty vehicles.

✓ **Install ELD**

Simply plug the provided cable into a vehicle ECM (diagnostic) and attach the other end to the ELD device. The dual fastener is provided for dash mounting.

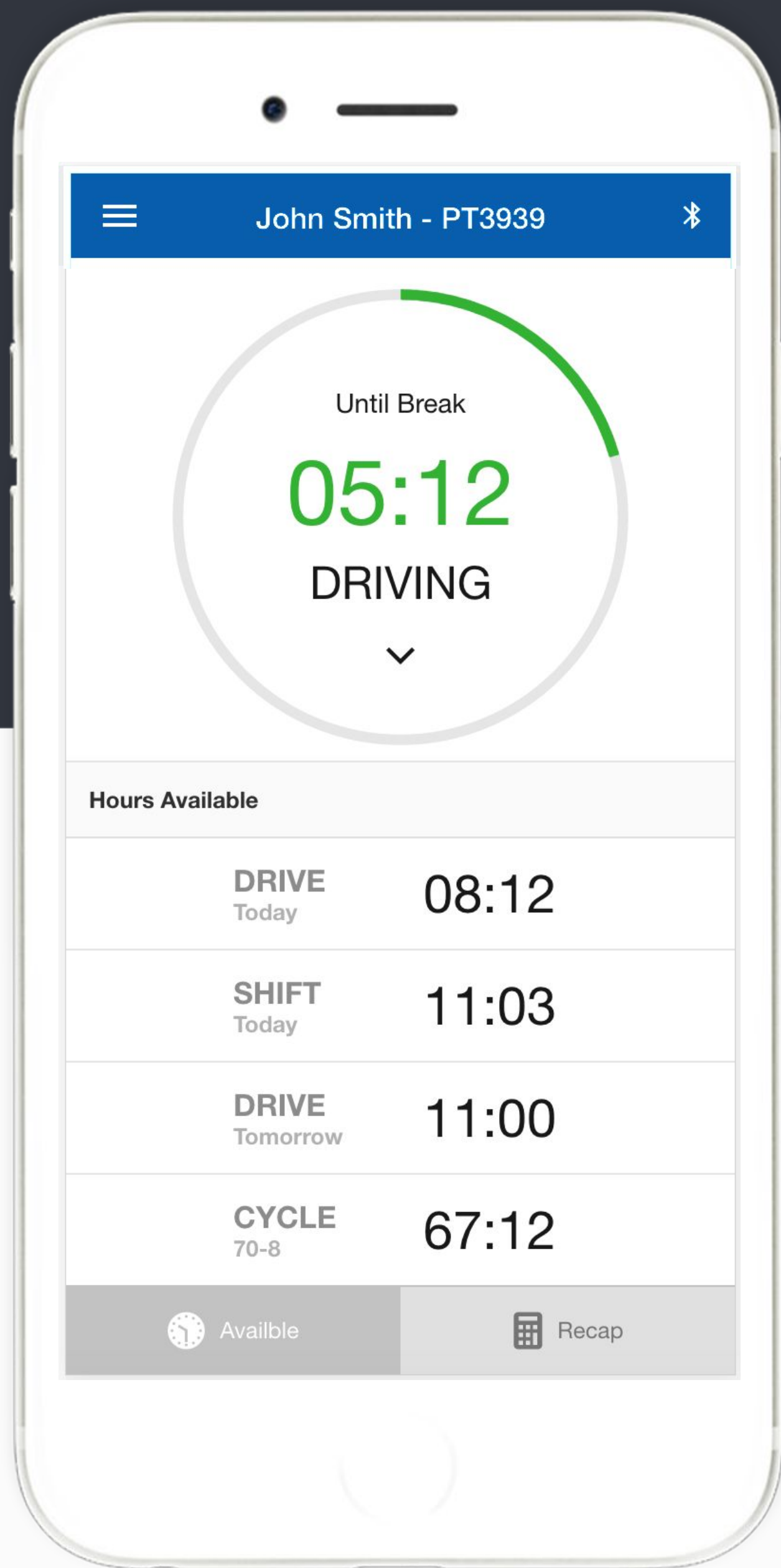
✓ **Log into ELD Logbook App**

Log in to ELD Logbook App on your tablet/smartphone with a username and password created during a sign up process or provided by a fleet manager.

✓ **Connect ELD**

Select a vehicle from a list of available vehicles and your device will attempt to connect to ELD via Bluetooth. Green Bluetooth indicator at the top right corner means you are ready to start using ELD.

Driving with ELD



- ✓ Once ELD connected, your driving time will be captured automatically.
- ✓ Once your vehicle is moving at 5 mph or more, your duty status is switched to Driving.
- ✗ Your logs and others features are not available while in Driving mode due to safety reasons.
- ✓ Once your vehicle is stopped, you may change your duty status by tapping on the status circle. The app will remind you to make a selection in 5 minutes. If no selection is made, your duty status will be switched to On Duty.



Hours

Available driving hours, required breaks, on-duty limits and required off-duty time are calculated automatically

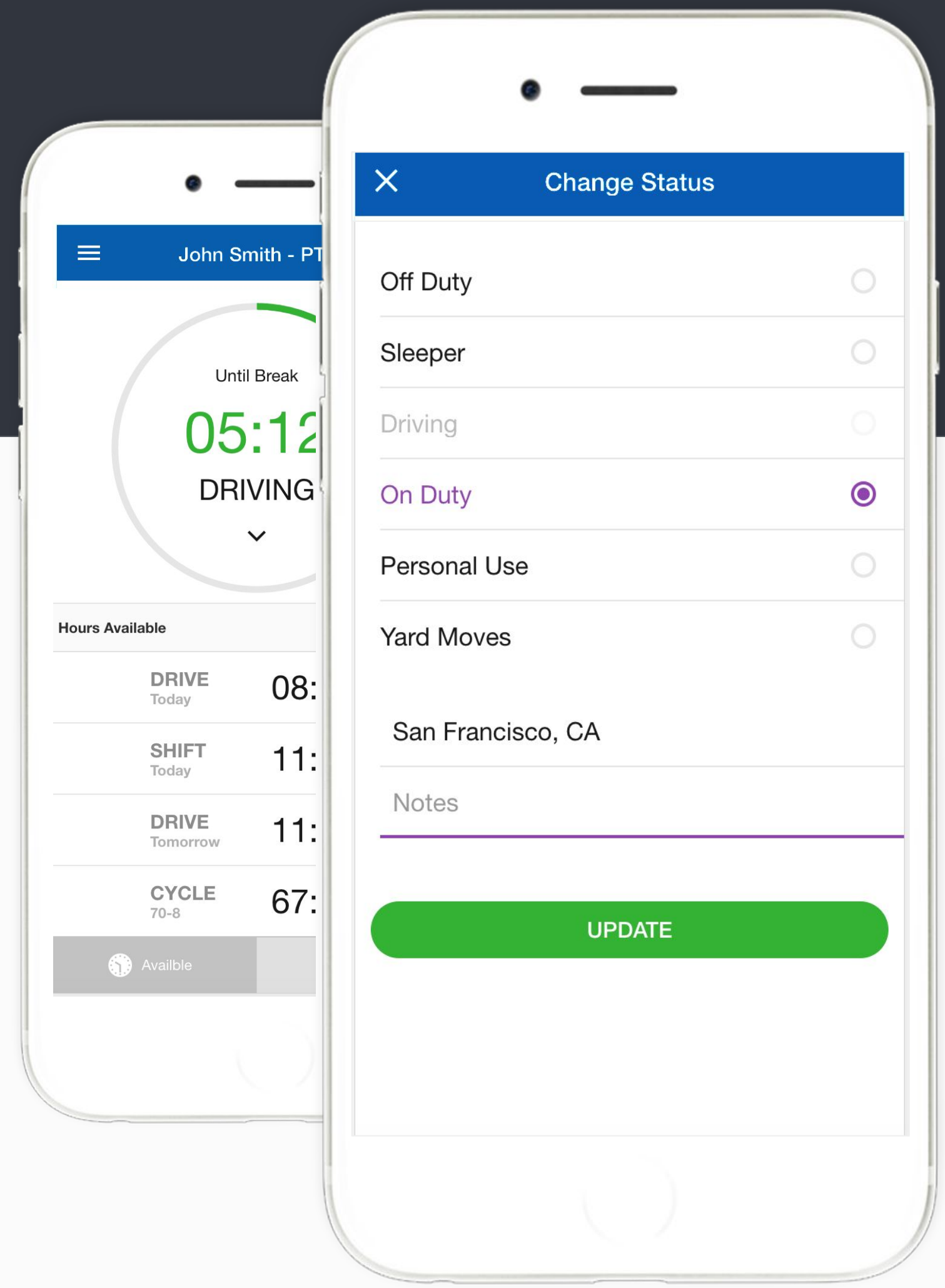


Warnings

Visual notifications and sound warnings help you to avoid hours of service violations and stay compliant


Duty Status

Set duty status with just two-clicks. Status is updated automatically when driving starts or stops, Easy-to-use interface allows drivers to spend less time doing paperwork and more time driving. ELD simplifies training and prevents log errors.




Current Status

Current duty status is always displayed on Status page inside of status circle along with available or reset hours.



Change Status

Tap the status circle, select your current status, add a note if necessary (i.e. pre-trip inspection) and press "Update" button.



Personal/Yard

Personal Use Off-duty and Yard Move On-Duty statuses must be configured and allowed by a fleet manager.

Logs

Managing logs has never been easier


Today's Log

Tap on TODAY's log to view & manage your current log.



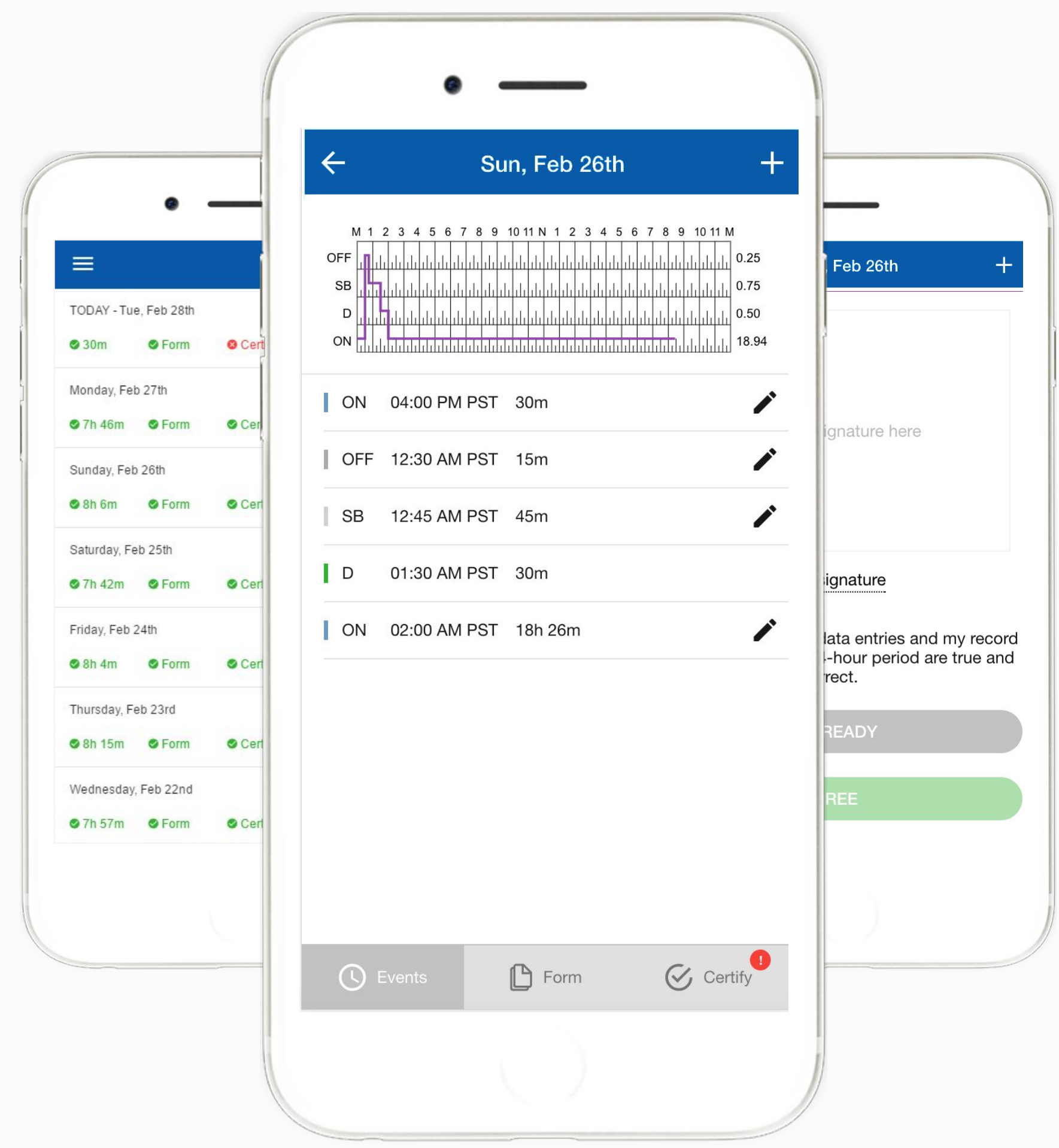
Logs History

View past logs & violations if any. Tap on a log you would like to view or edit.



Graph Grid

Similar to paper logs, view your hours or service on the graph grid.



Statuses/Events

Tap on a specific status in the events section to view location and notes.



Edit/Insert Status

Press on "Pencil" to edit or "+" to insert a past duty status.



Certify Log

Tap "Certify" and sign your log when your shift ends.




DVIRs

Paper-free DVIRs save time for drivers

Add DVIR

Tap “+” to add pre-trip or post-trip inspection report



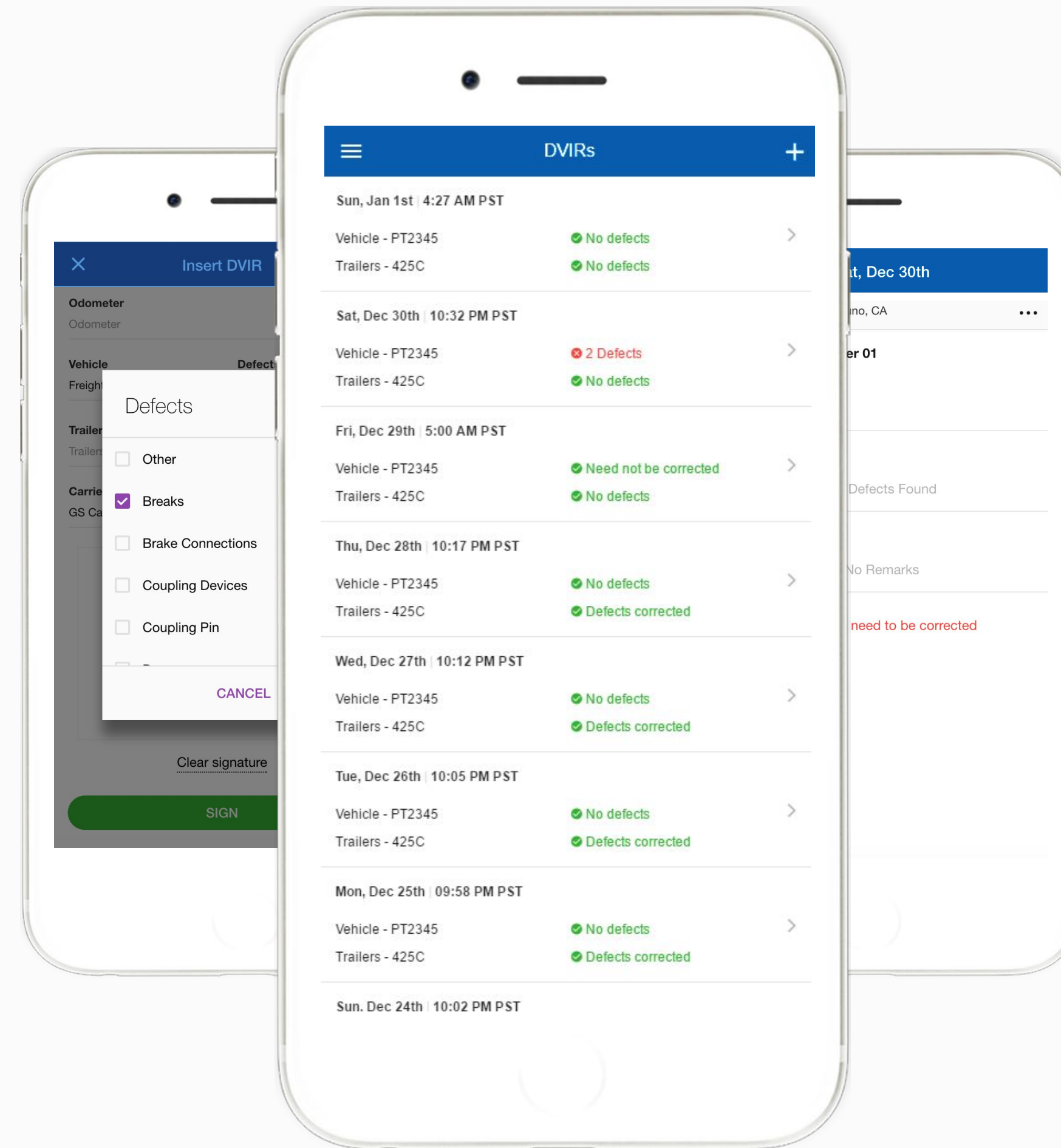
Defects

Select defects (if any) from the list and sign DVIR




Correct Defects

Notify mechanic if defects need to be corrected



Review last DVIR

Tap on DVIR to review and to confirm the issues have been resolved



DVIRs History

Review past DVIRs to prevents compliance errors

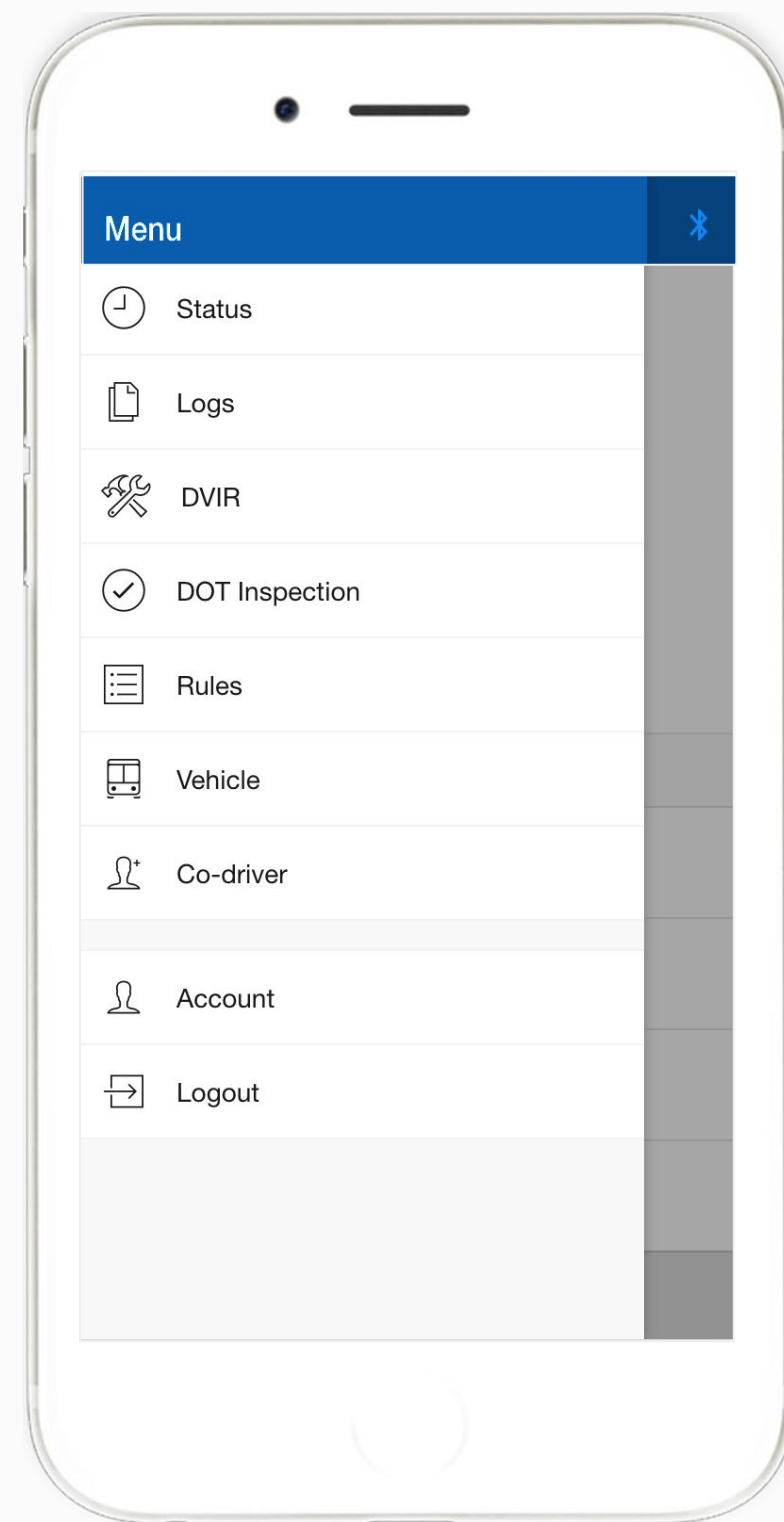


Edit DVIR

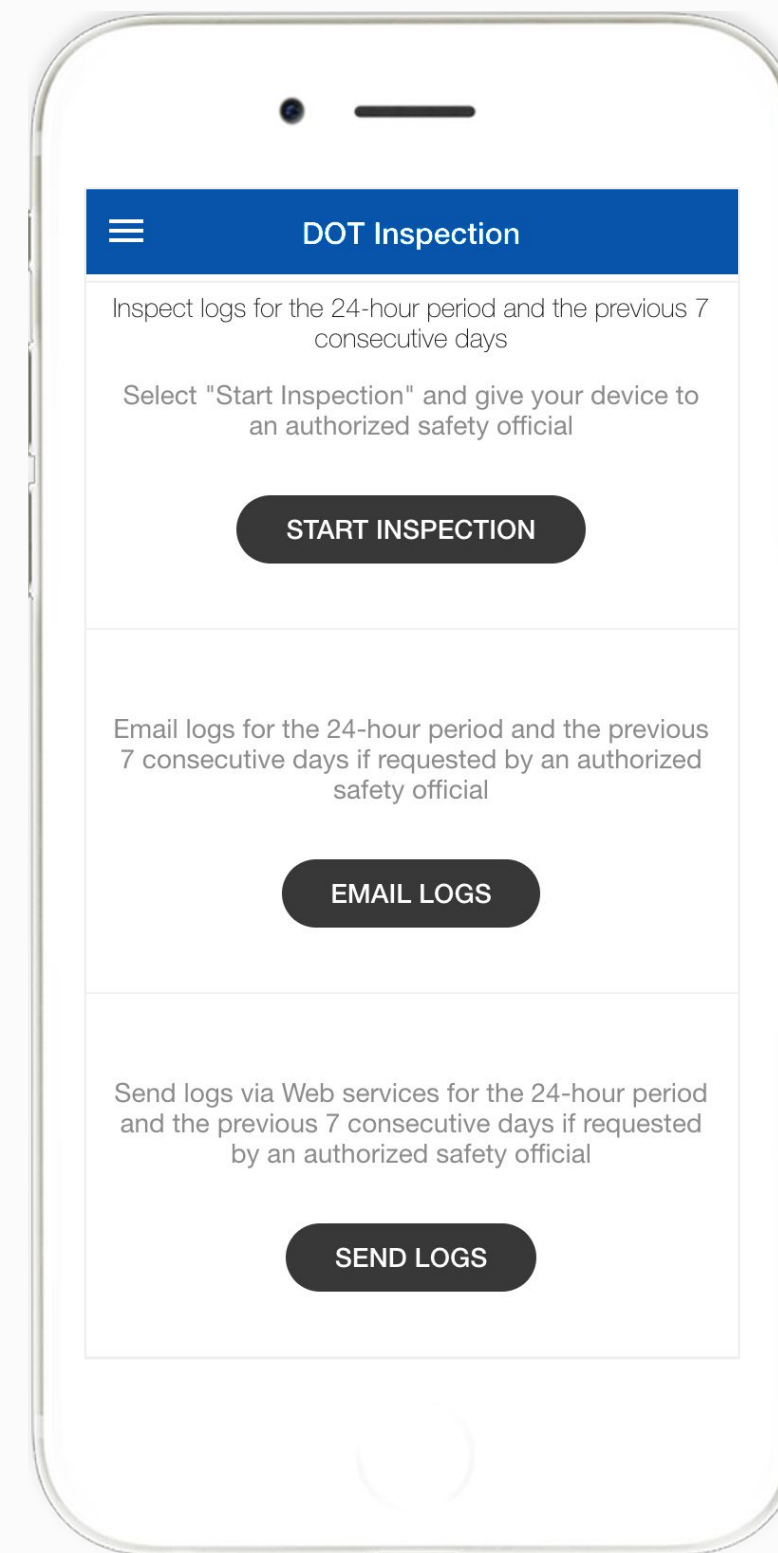
Tap “...” button to edit DVIR and to fix any errors

Easy to Use & to Navigate

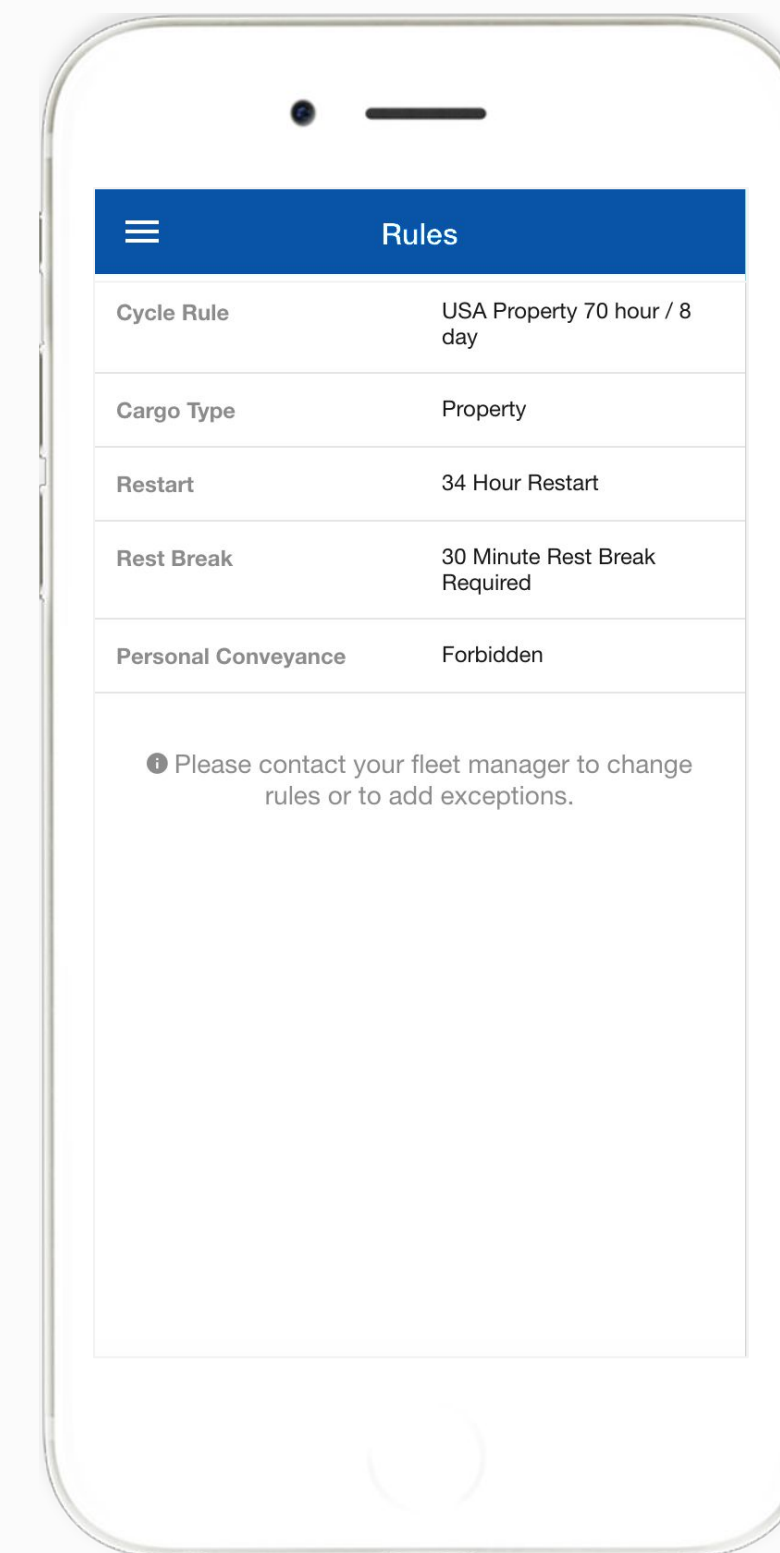
Driver-friendly ELD Logbook interface



Easy-to-Navigate & Simple Menu



Tap "Start Inspection" for DOT Mode



View HOS Rules and Exceptions


Compliance Dashboard

Make sure your drivers stay compliant and productive



Current Status

View current statuses and locations of your drivers. Click on a driver to see details.



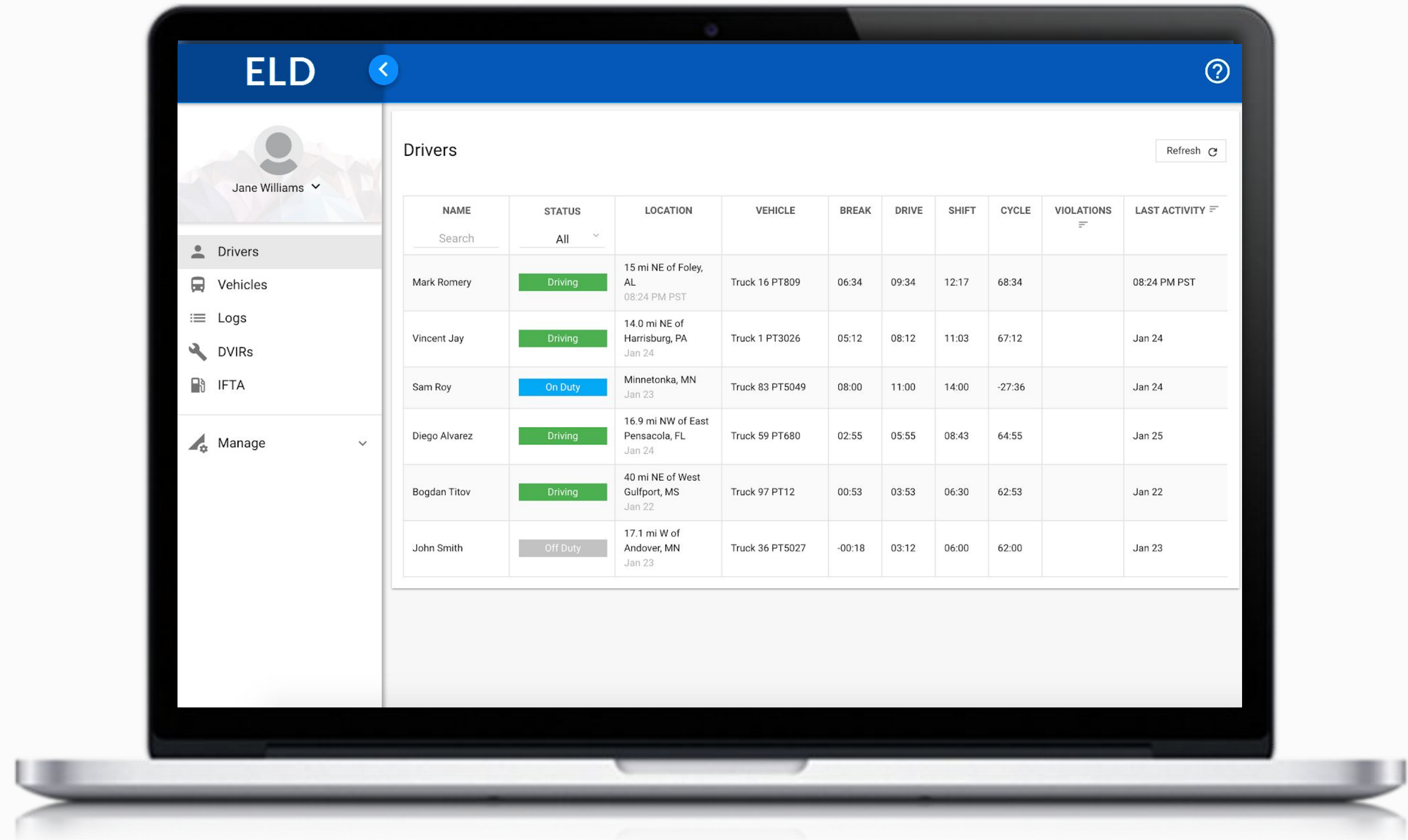
Real-Time Hours

View real-time hours to avoid violations and regulatory fines



Violations

Monitor violations in real time and mitigate compliance risks



ELD - Electronic Logging Device

Vincent Jay Edit Refresh

555-345-2345 john@hos247.com USA Property 70 hour / 8 day Last Update: JAN 21 4:00 PM EST

Hours of Service

STATUS	DATE	VEHICLE	LOCATION	BREAK	DRIVE	SHIFT	CYCLE
DRIVING	JAN 11 4:00 PM EST	Truck 29 - PT2929	14.0 mi NE of Harrisburg, PA	05:12	08:12	11:03	67:12

> Recap
> Map

Logs

Recent Log

DATE	HOURS DROVE	DISTANCE	VIOLATIONS & ERRORS
11 Jan 2017	2 hours	378 mi	

Last 14 Days More

DATE	HOURS DROVE	DISTANCE	VIOLATIONS & ERRORS
10 Jan 2017	10	321 mi	
11 Jan 2017	10	427 mi	
12 Jan 2017	10	368 mi	
10 Jan 2017	10	310 mi	
11 Jan 2017	10	321 mi	
12 Jan 2017	10	382 mi	
10 Jan 2017	10	361 mi	
11 Jan 2017	10	420 mi	

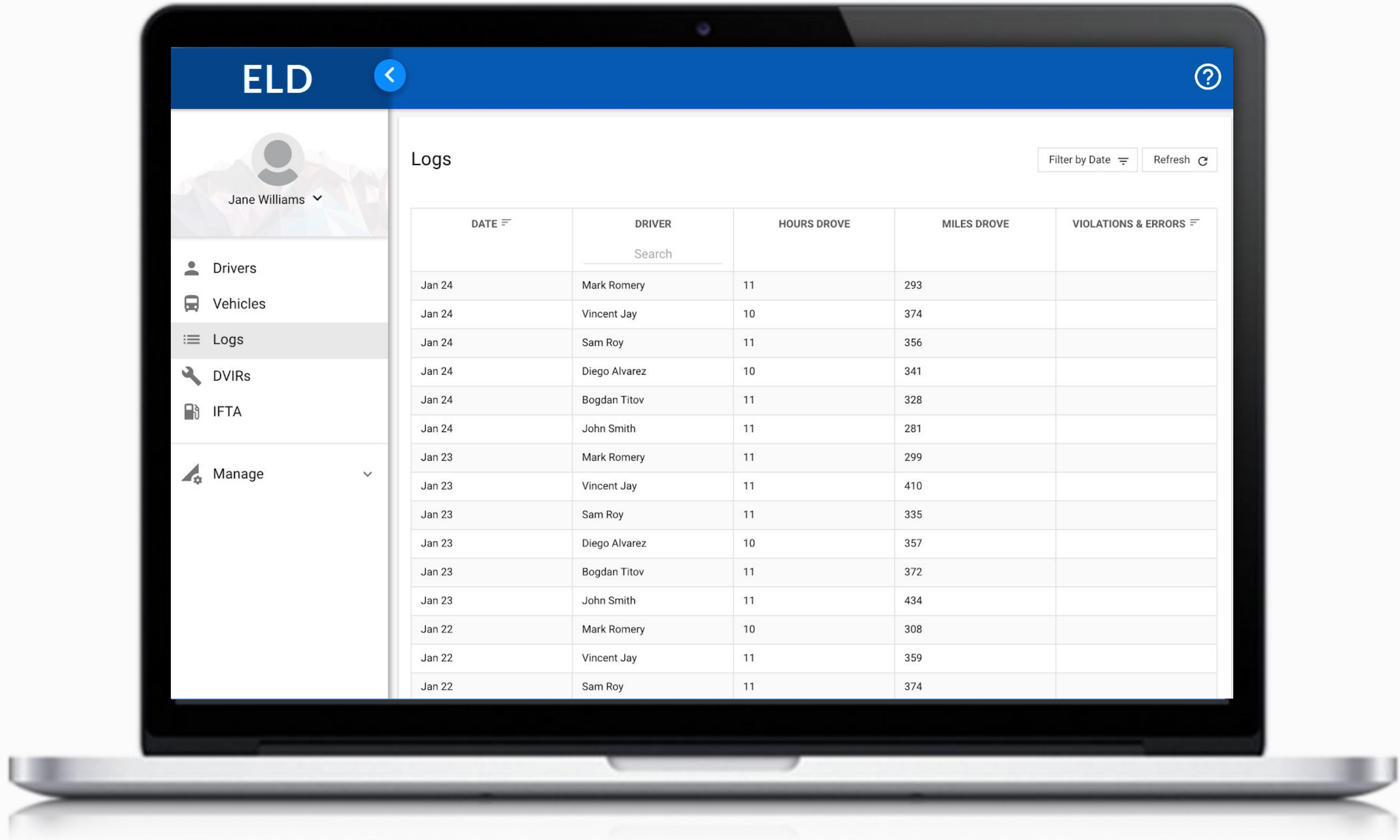
Driver Details

Everything about the driver in one place

- Hours of Service**
 View current status and real-time hours. Available and reset hours are calculated automatically.
- Driver Logs**
 View current log graph grid and last 14 logs. Click on a log to see log details. Click "More" to view historical logs.
- Violations & Errors**
 Monitor violations and errors in real time. View past violations and mitigate compliance risks.
- Details**
 View driver contact information, current or last known vehicle and location.

Logs

Make sure your drivers stay compliant and productive



View logs

View all current and past logs up to six months



Filter

Filter by date or driver



Violations

Monitor violations in real time

Tue Jan 24, 2017 01/24/2017

John Smith USA Property 70 hour / 8 day Certified No Violations

Log Form

General			
Driver	John Smith	Co-Driver	
Driver ID	35742	Co-Driver ID	
Driver Licence	DO00034685038246741	ELD S/N	JDI5774564
Driver Licence State	CA	ELD Malfunction Indicators	No
Exempt Driver Status	No	Data Diagnostic Indicators	No
Unidentified Driving Records	No		

Vehicles & Trailers				
VEHICLE	VIN	START END ODOMETER	DISTANCE	START END ENGINE HOURS
PT9393	ADR34543F36DA6	39564 - 39844	420 mi	758.2 - 765.7
TRAILERS	SHIPPING DOCS	CARRIER	MAIN OFFICE	HOME TERMINAL
2320	123456	USA Trucking	10921 Excelsior Blvd, Hopkins MN, 55343	10921 Excelsior Blvd, Hopkins MN, 55343

Log

Log Events						
TIME (PST)	EVENT/ STATUS	LOCATION	ODOMETER	ENGINE HOURS	ORIGIN	NOTES
0:00	SB	49 mi NNE Fallov, NV	39564	758.2	Driver	
10:00	Login	49 mi NNE Fallov, NV	39564	758.2	Driver	
10:00	ODND	49 mi NNE Fallov, NV	39564	758.2	Driver	
10:50	ODND	49 mi NNE Fallov, NV	39564	758.2	Auto	
12:00	Driving	2 mi E Fernley, NV	39624	759.3	Auto	
13:00	Intl Location	3.5 mi SW Davis, CA	39684	760.3	Auto	

Log Details

Log form and events

- Log Form**
 Form and manner errors are displayed automatically.

- Vehicles & Trailers**
 View vehicle & trailer information. Check shipping documents numbers.

- Log Events**
 Check log events. Click on event to suggest an edit. Click "+" to suggest to add an event.

- Log Date**
 Click on a calendar in the top right corner to change a date or click "<->" to switch between logs,