


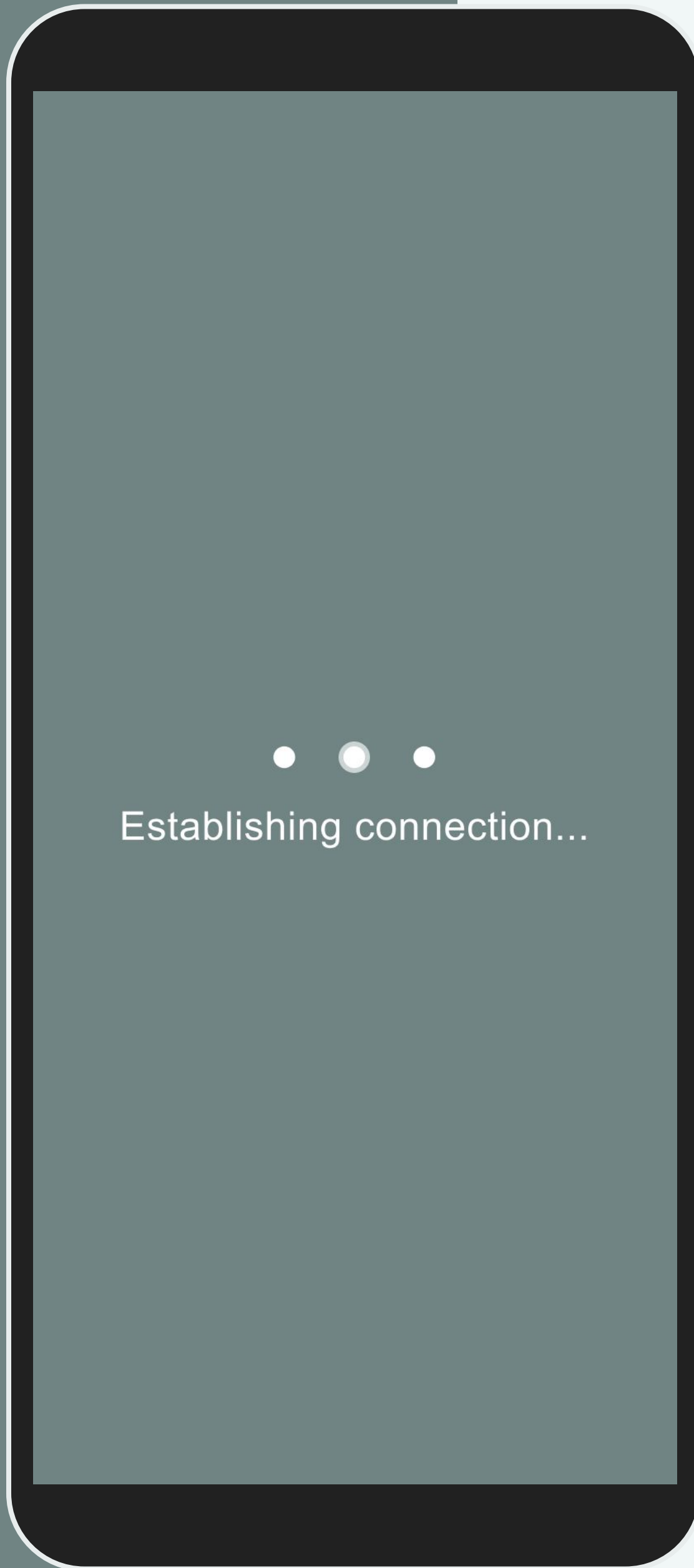
MAP ELOG

ELD Guide:

Unlocking Your ELD System



Unlocking Your ELD System	2
Managing HOS Cycles	3
Select Your Vehicle	4
Organize Your Logs	5



Unlocking Your ELD System

Hardware: Capturing Essential Data

The ELD's hardware connects directly to your vehicle's diagnostic port to begin the automatic recording of your driving hours and important information required for compliance.

App: Your Central Hub for ELD Data

The data collected by the hardware seamlessly transfers to our user-friendly mobile app through Bluetooth to make the data easily accessible on your smartphone or tablet.

Display of Information: Clear and Convenient

The system neatly organizes the collected information and displays it on your device through the app or the fleet manager portal to review and manage.

Managing HOS Cycles: Staying Compliant in the US and Canada

Adjust your cycle rules in the Settings section to adhere to the rules and regulations set by the authorities.

- USA 60 hour / 7 day
- USA 70 hour / 8 day**
- Canada 70 hour / 7 day
- Canada 120 hour / 14 day

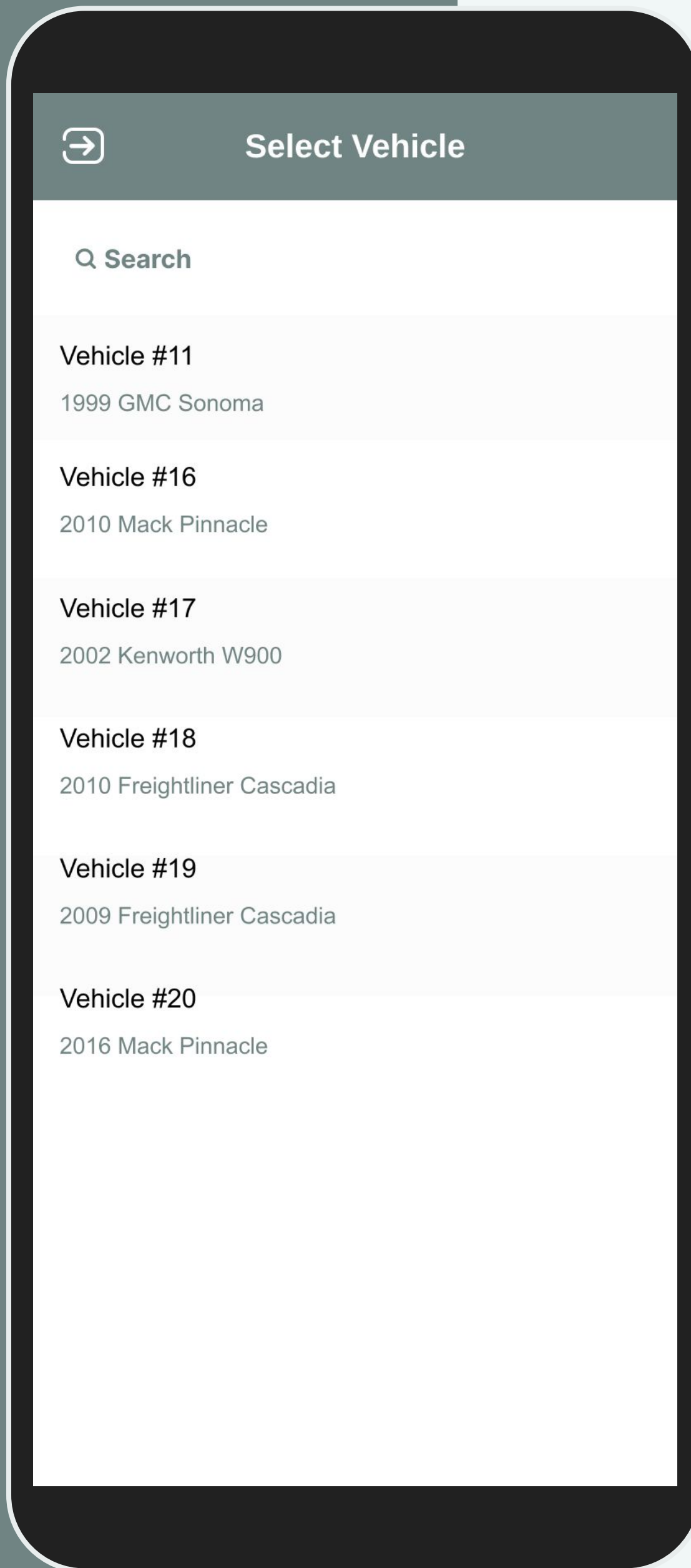
Select

Cancel

For instance:

Canadian Cycle: Canada 7/70 [South of 60°].

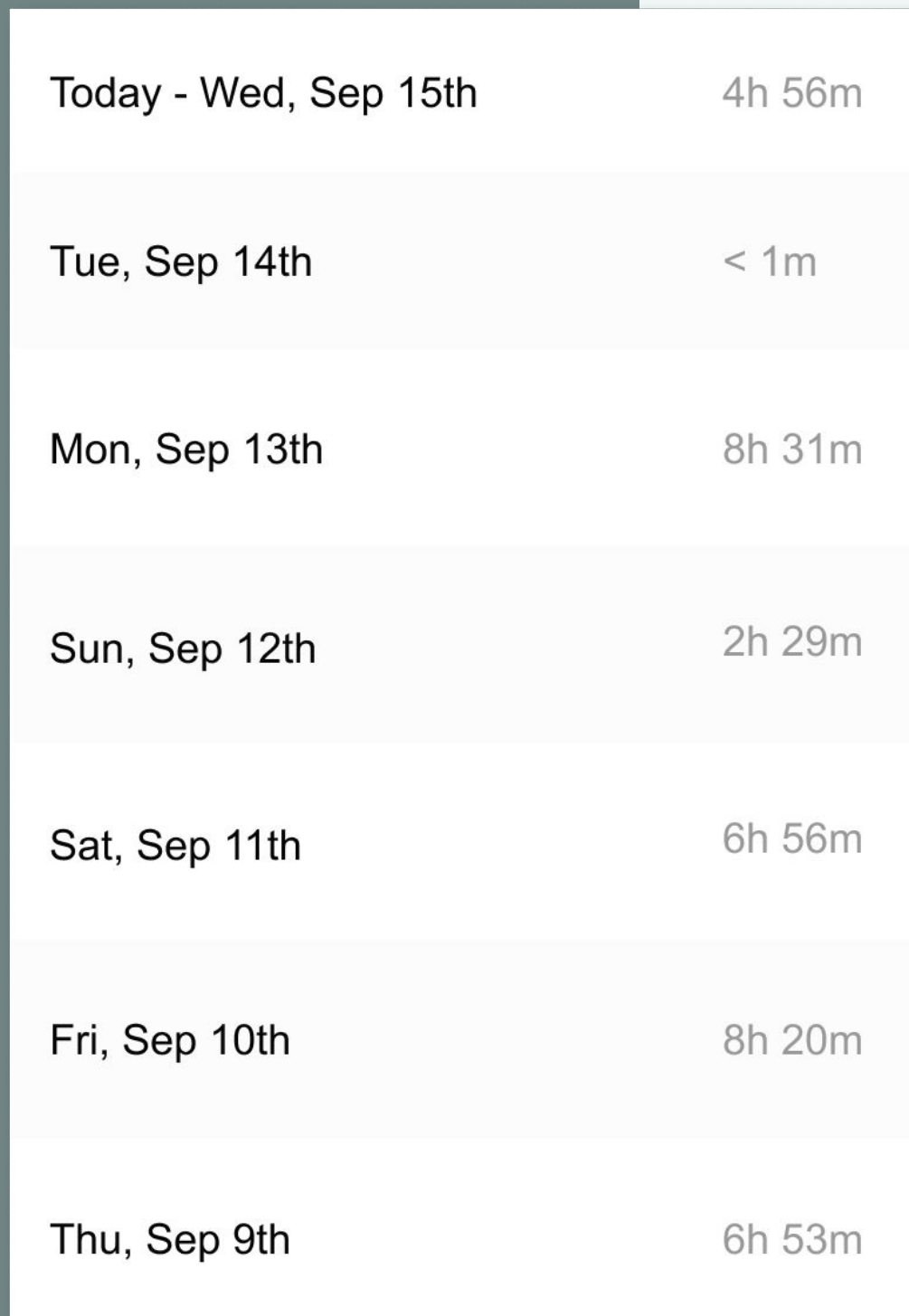
US Cycle: USA Property 8/70.



Select Your Vehicle: Making the Right Match

Your fleet manager can pre-assign you to a vehicle. Otherwise, select your vehicle from the available list. You can also access the Menu and choose "Change Vehicle" to assign yourself to a different one.

Organize Your Logs: Keeping Track of Your Duty Status



A screenshot of a mobile application interface showing a list of duty logs. Each log entry consists of a date and a duration. The dates are listed from top to bottom: Today - Wed, Sep 15th; Tue, Sep 14th; Mon, Sep 13th; Sun, Sep 12th; Sat, Sep 11th; Fri, Sep 10th; and Thu, Sep 9th. The durations are: 4h 56m, < 1m, 8h 31m, 2h 29m, 6h 56m, 8h 20m, and 6h 53m. The interface has a light gray background with white text and thin horizontal lines separating the entries.

Today - Wed, Sep 15th	4h 56m
Tue, Sep 14th	< 1m
Mon, Sep 13th	8h 31m
Sun, Sep 12th	2h 29m
Sat, Sep 11th	6h 56m
Fri, Sep 10th	8h 20m
Thu, Sep 9th	6h 53m

Tap on the log's icon to access and manage your duty status with just a few clicks. It's a simple and efficient way to stay up-to-date.

Retrieve historical logs and violations from the past six months to stay informed about your activities.

Review your notes in the events section by tapping on a status. Keep track of important details related to your driving activities.

Sign your logs at the end of your shift by tapping "Certify" for accurate and compliant record-keeping.