

LOGS-SKI ELD



Quick Start User Manual

Keep a hard or digital copy of this manual in your vehicle.

ELD System Components



Hardware

The ELD device must be connected to the vehicle's diagnostics port with the cable included in the package. It will capture driving time and distance directly from the engine to produce automatic RODS.



Online Portal

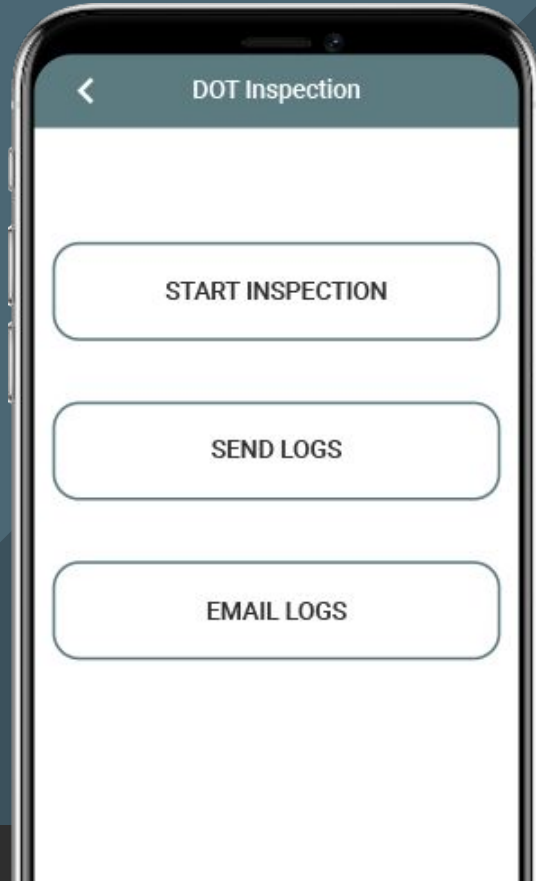
The log data will be transferred from the driver's mobile device to the servers via telematics of WiFi. Fleet managers can access, monitor and manage HOS compliance from their browser.



Driver App

Get the driver app by downloading it from the app store that is compatible with the operating system of your smartphone or tablet. The app will synchronize to the hardware to display the collected data and allow you to manage it.

Safety Inspections

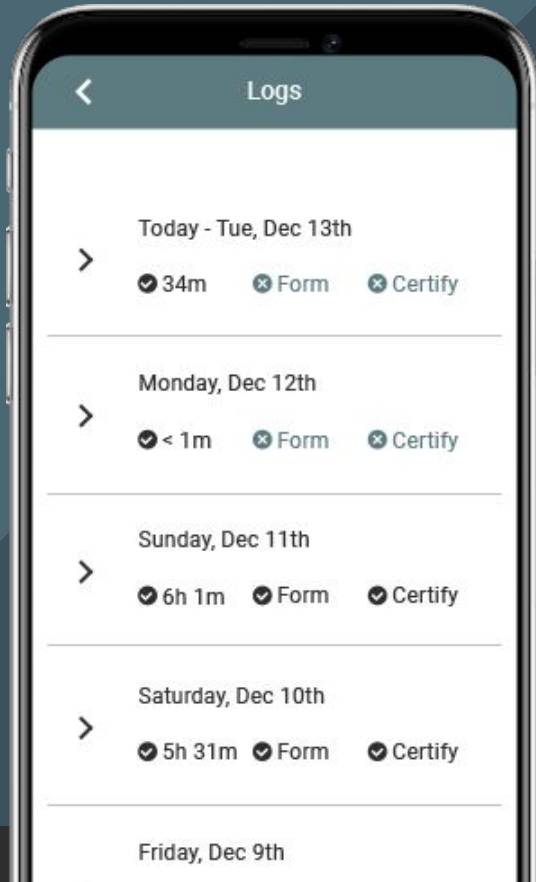


ELD App helps you pass DOT inspections.

Use the DOT Inspection mode to show your records of duty status to safety officers. Tap Start Inspection to display your log records from the past seven days.

Email and web services enable drivers and fleet managers to transfer RODS quickly and in compliance with FMCSA requirements.

Logs



Your duty status will be switched to Driving anytime the vehicle moves at 5 mph or more. If you do not select a status within 5 minutes of stopping, it will be switched to On Duty.

RODS

Tap on Today's Log to view your status and change it. You can only do this when the vehicle is not in motion.

Logs and Violations

The app shows you logs and violations for the previous 14 days.

Notes

Add notes to events or statuses by tapping on them from the Events section.

Manage Statuses

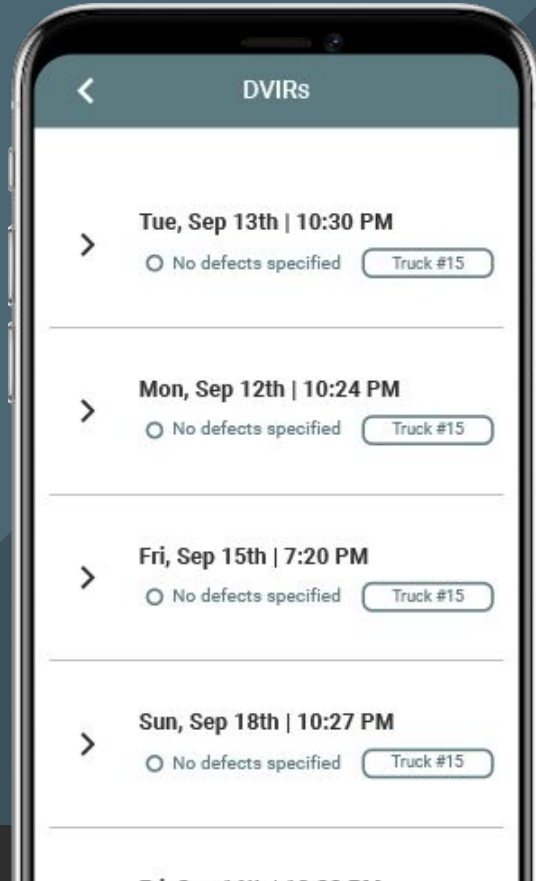
Tap the plus sign to add statuses to current or past logs.

Certify Log

After your shift or after making any edits, tap on Certify to sign your logs.

Note: For your own safety, app features are not available while your status is set to Driving.

Inspect the Vehicle



Go to the DVIR section and create a new report before driving or after completing the trip.

Previous reports can be edited to correct any errors or confirm an issue has been resolved.

Tap on a previous DVIR to review them and prevent issues in the future.