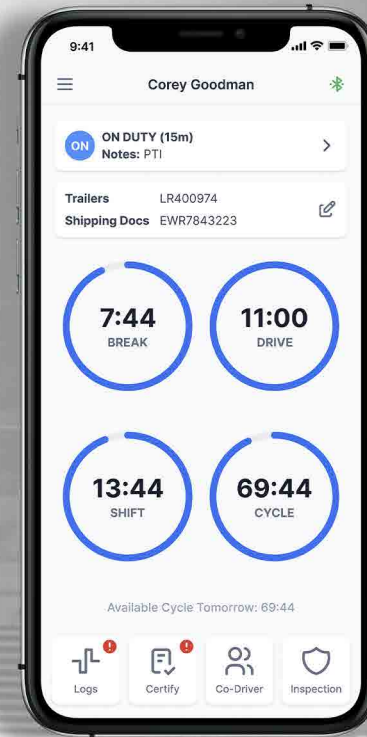


# HORIZON™

horizoneld7@gmail.com

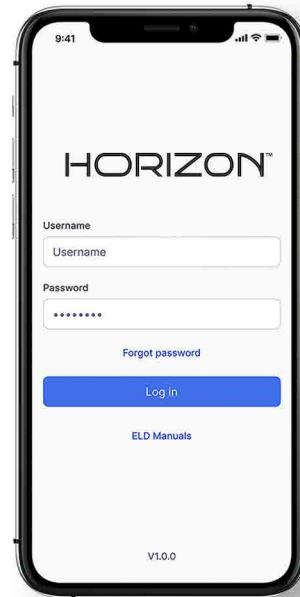
+1(407) 603-01 04



Please keep this Manual in your vehicle at all times!

## **Login**

Log in to the application using your username and password. If you don't have a HORIZON ELD account, please contact your fleet manager or your company's safety personnel.

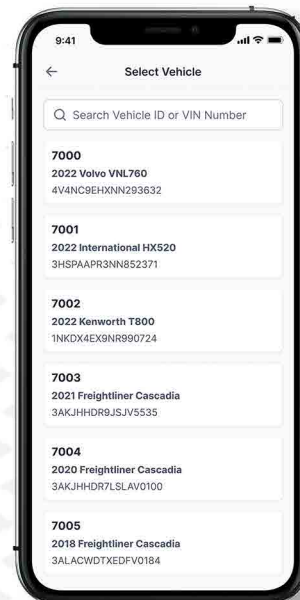


# HORIZON™

## Application Guide

## **Select your vehicle**

Select your vehicle by matching the Vehicle number or VIN number. You can search for your vehicle by the Vehicle number or VIN number. If you are not presented with the "Select Vehicle" screen, your fleet manager has pre-assigned you to a vehicle. You can assign yourself to a different vehicle by going to Menu and selecting "Change Vehicle".

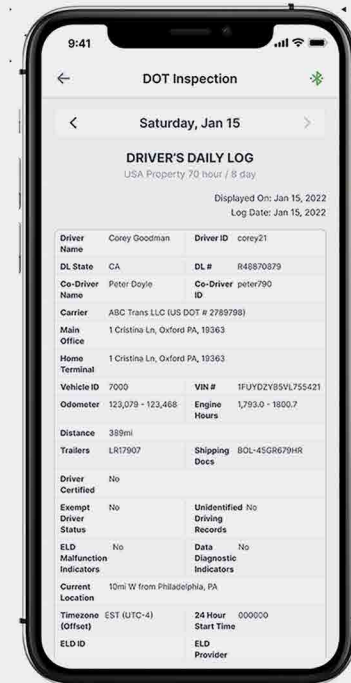
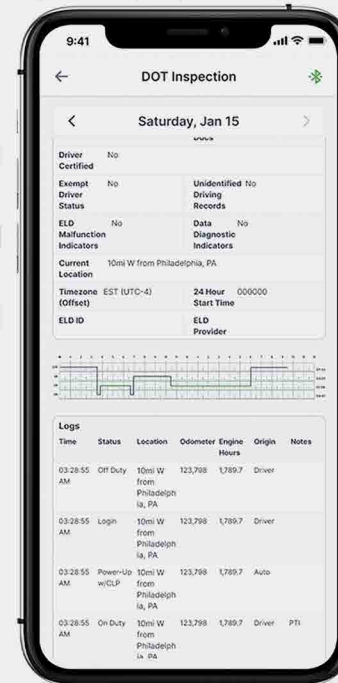
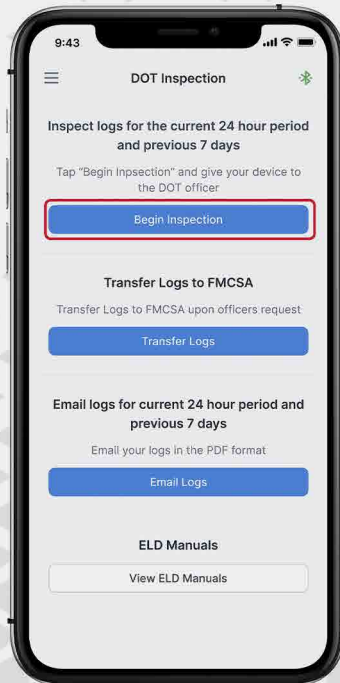


# Roadside Inspection

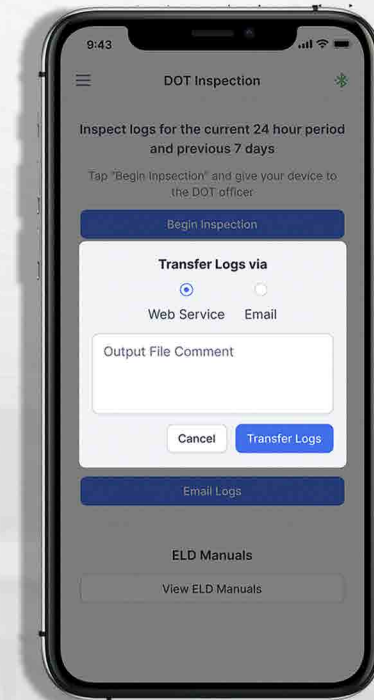
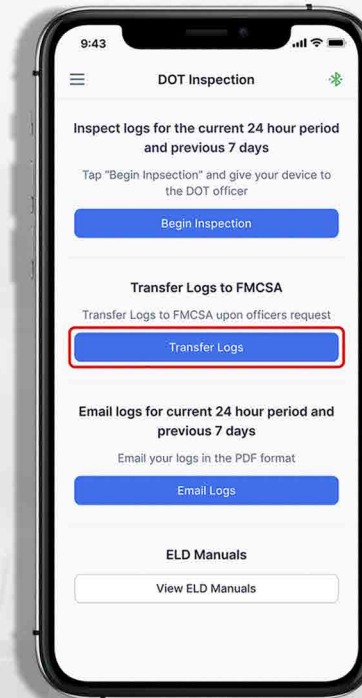
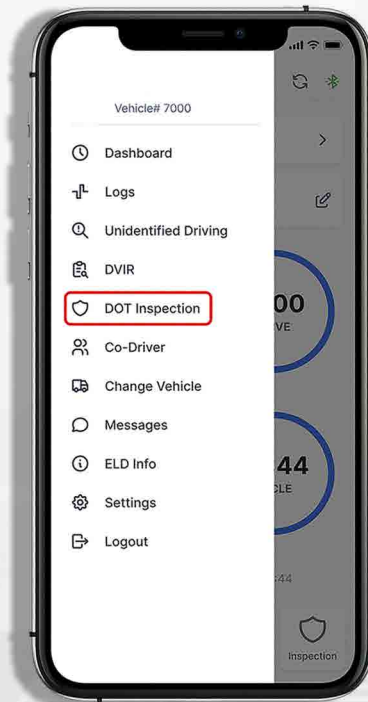
Roadside Inspection (Follow the given guidelines to show your records to the officer)

Click the "Menu" icon on the top left corner and select DOT Inspection.

Tap "Being Inspection" and show your electronic logbook's 8-day summary to the officer.



# Transfer ELD records



**Transfer ELD records (Follow the given guidelines to send your records to DOT)**

Click the "Menu" icon on the top left corner and select "DOT Inspection". Tap "Transfer Logs" to send your ELD records to DOT. In the pop-up window, write your comment and click the "Transfer Logs" button.

# ***ELD Malfunctions***

## **§395.22 Motor carrier Responsibilities**

A motor carrier must ensure that its drivers possess onboard a commercial motor vehicle and ELD information packet containing the following items: An instruction sheet for the driver describing ELD malfunction reporting requirements and recordkeeping procedures during ELD malfunctions.

The following instructions are in accordance with the guidelines set forth in §395-34

Our ELD will monitor and report malfunction data based on section "4.6 ELD's Self-Monitoring of Required Functions," table 4:

- P – "Power compliance" malfunction,
- E – "Engine synchronization compliance" malfunction,
- T – "Timing compliance" malfunction,
- L – "Positioning compliance" malfunction,
- R – "Data recording compliance" malfunction,
- S – "Data transfer compliance" malfunction,
- O – "Other" ELD detected malfunction.

